

LINI OUT

Aluminium Profile

- LINI OUT aluminium profile ideal for installation in corners.
- Available with transparent, milky, milky satin or ruled cover.

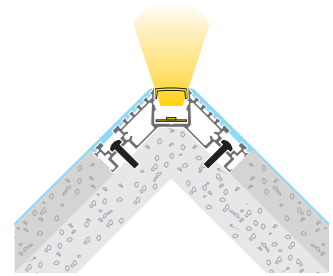
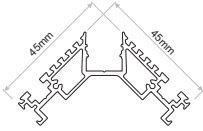

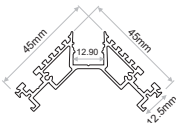

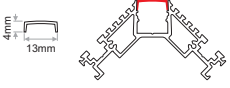

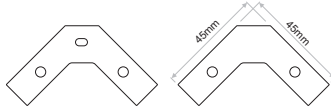

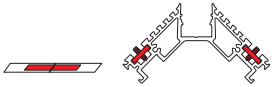


Image	Code	Description	Length	Design-Detail
	PRF.166	LINI OUT alum.prof. / Anodized	2m	
	COV.023 COV.024 COV.025 COV.026 COV.038	POLYCARBONATE MILKY COVER POLYCARBONATE MILKY SATIN COVER POLYCARBONATE RULED COVER POLYCARBONATE CLEAR COVER POLYCARBONATE BLACK SATIN COVER	2m 2m 2m 2m 2m	
	CAP.156 CAP.157	FRONT CAP for LINI OUT END CAP for LINI OUT		
	ACC.056	EXTENSION LINE		
	PRH.123	L TYPE 90° OUTER CORNER		